

2017

MORRIS UNITED SOCCER CLUB

RECREATION SOCCER PROGRAM

LOCAL RULES OF COMPETITION



Table of Contents

MUSC RECREATIONAL SOCCER PROGRAM – LOCAL RULES OF COMPETITION 2

 Law 1: The Field of Play 2

 Law 2: The Ball 3

 Law 3: The Players 4

 Law 4: The Player's Equipment 5

 Law 5: The Referee 6

 Law 6: The Other Match Officials 7

 Law 7: The Duration of the Match 7

 Law 8: The Start and Restart of Play 8

 Law 9: The Ball in and Out of Play 8

 Law 10: Determining the Outcome of a Match 8

 Law 11: Offside 9

 Law 12: Fouls and Misconduct 9

 Law 13: Free Kicks 12

 Law 14: The Penalty Kick 12

 Law 15: The Throw-in 12

 Law 16: The Goal Kick 12

 Law 17: The Corner Kick 13

Procedures to Determine Home and Away 13

The Technical Area 13

Why the Small-Sided Game for Our Younger Players? 14

The Build Out Line 14

Concussion Initiative 14

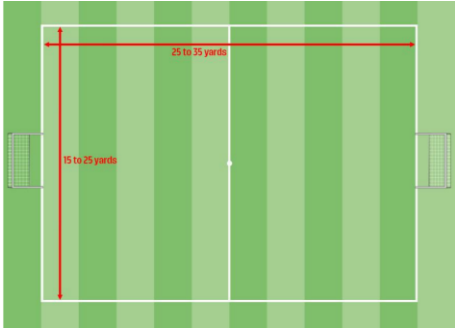
MUSC RECREATIONAL SOCCER PROGRAM – LOCAL RULES OF COMPETITION

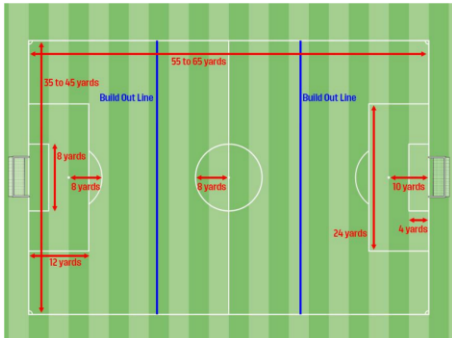
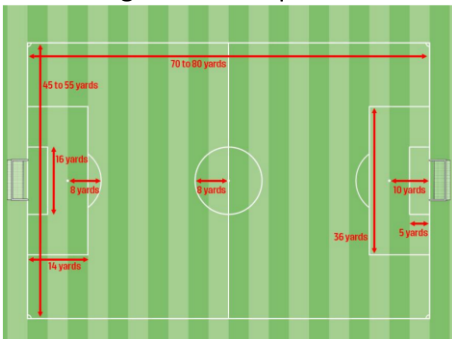
Modifications to the [FIFA Laws of the Game](#) and Local Rules of Competition are set forth by the MUSC Recreation Program to ensure an age appropriate game for all players. Changes are made to enforce the principles of Youth Soccer that learning skills and having fun are a priority over winning. Unless specifically stipulated as a “Local Rule of Competition”, the Laws of the Game will be followed and enforced by all game officials. The referee is the authoritative source for the application of all rules and his/her decisions are final. Specific guidance is set forth for referees and coaches on how the Laws of the Game should be applied at each age group.

MUSC Recreation Soccer modifications to the Laws of the Game are based upon the official rules for Small-Sided games set by US Youth Soccer:

<http://www.usyouthsoccer.org/coaches/PolicyonPlayersandPlayingRules/>

Law 1: The Field of Play

Division	Local Rules of Competition
Kinder Kicks Mini Field (4v4)	<ul style="list-style-type: none"> ✓ Each field should not exceed 30 yards x 20 yards in size ✓ "Pug Goals" or mini goals should not exceed 4 feet x 6 feet ✓ Cones are used to establish the boundaries for the goal lines and touch lines ✓ Corner flags are not required
Division 6 Mini Field (4v4)	<ul style="list-style-type: none"> ✓ Field should not exceed 30 yards x 20 yards in size (Mini Field) ✓ "Pug Goals" or mini goals should not exceed 4 feet x 6 feet ✓ Cones may be used to establish the boundaries for the goal lines and touch lines ✓ Corner flags are not required 
Division 5 Developmental Field (7v7)	<ul style="list-style-type: none"> ✓ Field should not exceed 40 yards x 50 yards in size (Developmental Field) ✓ Goal size should not exceed 6.5 feet x 18.5 feet (recommend 6.5 feet x 12 feet goal) ✓ Build out line will be used for goal keeper possession and goal kicks <ul style="list-style-type: none"> ○ Build out lines should be equidistant between the top of the penalty area and the halfway line ○ When the goalkeeper has the ball in his or her hands during play or during a goal kick, the opposing team must move behind the build out line until the ball is put into play ○ After the ball is put into play by the goalkeeper, the opposing team can cross the build out line and play resumes as normal ○ Players cannot be penalized for an offside offense between the halfway line and the build out line

	<ul style="list-style-type: none"> ✓ Corner flags are not required 
<p>Division 4 Small Sided Field (9v9)</p>	<ul style="list-style-type: none"> ✓ Field should not exceed 75 yards x 50 yards in size (Small Sided Field) ✓ Goal size should not exceed 6.5 feet x 18.5 feet ✓ Corner flags are not required 
<p>Division 3 Full Sided Field (11v11)</p>	<ul style="list-style-type: none"> ✓ Field should not exceed 112 yards x 75 yards in size (Full Sided Field) ✓ Normal Goal Size (8 feet x 24 feet) ✓ Corner flags are not required

Guidance for Referees and Coaches:

- ✓ Referees should be at games at least 20 minutes before the scheduled start to inspect the field and check players in.
- ✓ Referees AND Coaches must ensure the field is safe and ready to play. Any issues with the field should be brought to the coaches attention for remediation
 - Ensure goals are secured (staked down)
 - Ensure goal nets do not have holes large enough for a ball to pass through
 - Ensure no foreign materials (i.e. glass, bottles, cans, large sticks, etc.) are on the playing surface which could pose a danger to players
 - Ensure field is lined in a manner which allows the game to be officiated effectively. Any issues with field lining should be brought to the attention of the game day referee coordinator and recreation VP
- ✓ Coaches should confirm with referees that the field has been inspected and is ready for play

Law 2: The Ball

Division	Local Rules of Competition
Kinder Kicks & Division 6	✓ Size 3 ball is used
Divisions 4 & 5	✓ Size 4 ball is used

Division 3	✓ Size 5 ball is used
-------------------	-----------------------

Guidance for Referees and Coaches:

- Referees and coaches should ensure the game ball is sufficiently inflated and in good condition prior to the game start
- It is recommended that coaches and referees have a second or third ball readily available to speed play if a ball leaves the playing surface and cannot be immediately retrieved.
- No ball should be entered into play that has not been inspected by the referee.

Law 3: The Players

Division	Local Rules of Competition
Kinder Kicks U5&U6 Pre-K & Kindergarten	<ul style="list-style-type: none"> ✓ 4v4 (no goalies) or 5v5 (no goalies) will be played across two games based upon the number of available players ✓ No Goalies ✓ Unlimited and return substitutions are permitted ✓ Substitutions by either team are permitted on any stoppage in play
Division 6 U7&U8 1 st & 2 nd Grade	<ul style="list-style-type: none"> ✓ 4v4 (no goalies) or 5v5 (no goalies) will be played on a mini soccer field. The number of players is based upon the number of players available to play. ✓ Teams are divided into two equal sized groups ✓ Teams will play 3 x 15 minute mini games rotating teams across fields. ✓ Unlimited and return substitutions are permitted ✓ Substitutions by either team are permitted on any stoppage in play
Division 5 U9&U10 3 rd & 4 th Grade	<ul style="list-style-type: none"> ✓ 7v7 (6 field players + goalie) ✓ Unlimited and return substitutions are permitted ✓ Substitutions are permitted on: <ul style="list-style-type: none"> ○ A Team's own throw-in ○ Any goal kick ○ Any Kick-off ○ Referee's discretion (i.e. during stoppage in play for injury, opposing team substitution on own throw-in, etc.)
Division 4 U11&U12 5 th & 6 th Grade	<ul style="list-style-type: none"> ✓ 9v9 (8 field players + goalie) ✓ Unlimited and return substitutions are permitted ✓ Substitutions are permitted on: <ul style="list-style-type: none"> ○ A Team's own throw-in ○ Any goal kick ○ Any Kick-off ○ Referee's discretion (i.e. during stoppage in play for injury, opposing team substitution on own throw-in, etc.)
Division 3 U13,U14,U15 7 th , 8 th & 9 th Grade	<ul style="list-style-type: none"> ✓ 11v11 (10 field players + goalie) ✓ Unlimited and return substitutions are permitted ✓ Substitutions are permitted on: <ul style="list-style-type: none"> ○ A Team's own throw-in ○ Any goal kick ○ Any Kick-off ○ Referee's discretion (i.e. during stoppage in play for injury, opposing team substitution on own throw-in, etc.)

Guidance for Referees and Coaches:

- The focus of recreation soccer is getting kids into the game to play. Referees should permit substitutions to allow coach's flexibility to cycle players through a match and to ensure ALL players receive adequate playing time.
- Coaches should ensure all players play at least 50% of each game.
- Substitutions should be used to get players into a game and SHOULD NOT be used as a time wasting tactic. If referees or coaches suspect this is being done, it should be brought to the Division Director's or VP of Recreation soccer's attention after the match is concluded.

Law 4: The Player's Equipment

Division	Local Rules of Competition
All Divisions	<ul style="list-style-type: none"> ✓ Sweat pants (track suits) and sweat shirts (under uniforms) are permitted on cold days at referees' discretion. These do NOT need to be the same color as the player's uniform ✓ All jewelry is prohibited with the following exceptions: <ul style="list-style-type: none"> ○ Medical ID bracelets and necklaces may be worn, but they must be taped down and not pose a danger to the player or an opposing player ○ Earrings may be covered with medical tape ✓ Devices worn out of medical necessity are permitted, provided they do not pose a danger to the player or an opposing player and have been cleared by a doctor for use during play. ✓ Sports spectacles ("rec specs") are required if corrective eyewear is necessary. Regular glasses or sunglasses may NOT be worn at any time during games or practices

Guidance for Referees and Coaches:

Item	Permitted	Comment
Soccer Cleats	Yes	Molded rubber or with removable rubber cleats. Removable cleats must have no metal exposed
Other Cleats	No	Lacrosse, Baseball and Football cleats are not permitted. These cleats are either metal or can be identified by a center cleat at the toe of the shoe
Shin-guards	Required	Shin-guards are required and must be worn under socks
Sneakers	Yes	
Turf Shoes	Yes	
Wristbands / Bracelets (metal, rubber or cloth)	No	Exception for Medical ID Tag. Must be taped down and not pose a risk to the player or an opposing player.
Rings	No	No exceptions
Watches	No	No exceptions
Necklaces	No	Exception for Medical ID Tag
Medical Devices	Yes	Devices worn out of medical necessity are permitted provided they do not pose a danger to the player or opposing player and have been cleared by a doctor for use during play.
Medical ID Tags (necklace or wrist)	Yes	Must be covered with medical tape and not pose a danger to the player or opposing players
Earrings	Yes	Must be covered with medical tape and must not pose a danger to

		the player or opposing players
Casts	Yes	Hard casts must be covered in a soft material. Player must be cleared by a doctor to play with a cast
Finger/Hand/Arm/ Leg/Foot Braces	Yes	Joint braces must not have any exposed metal or hard surfaces which could pose a danger to other players
Braces for Teeth	Yes	
Hats	Yes	Must not have any hard surfaces (i.e. baseball caps are not permitted)
Turban	Yes	
Protective Equipment	Yes	Modern protective equipment such as headgear, facemasks and knee and arm protectors made of soft, lightweight padded material are not considered dangerous and are permitted.
Regular Eye-Glasses	No	Since 2006, NJ Law has mandated that any child who wears corrective eyeglasses must wear sports glasses when playing soccer (among other sports) http://eyecare.org/site/new-jersey-law-on-protective-eyewear-for-athletes/

Law 5: The Referee

Division	Local Rules of Competition
Kinder Kicks	✓ Games are refereed by trainers or parent coaches.
Division 6	✓ Games are refereed by coaches. Some games at Simon's field in Morris Plains, may be refereed by a referee in training provided by the Morris Plains Soccer Association. One coach from each team is allowed on the field to referee and facilitate play if no referee is present.
Division 5	✓ One center referee
Division 4	✓ Two center referees
Division 3	✓ Two center referees

Guidance for Referees and Coaches:

Referees:

- ✓ Referees are in charge of the game
- ✓ Referee's must deal with ALL physical contact proactively and communicate loudly (with whistle and voice) to players and coaches
- ✓ Use appropriate referee signals
 - **ADVANTAGE:** Referee signals with both arms out that a foul has occurred, but DOES NOT blow his whistle because the team who was fouled has the "ADVNTAGE" in the situation. If the ADVANTAGE does not materialize (~3-4 seconds) the referee can blow the whistle and call a foul.
 - **DIRECT FREE KICK:** a referee will blow his whistle and point with a raised arm in the direction of the goal that the team who has been awarded the free kick is attacking
 - **INDIRECT FREE KICK:** After signaling for a free kick, the referee keeps his hand above his head. The referee lowers his hand after the ball is touched by another player.
 - **PENALTY KICK:** referee points directly to the penalty spot
 - **GOAL KICK:** referee points at the goal with his arm pointed straight, parallel to the ground, to signal for a goal kick

- **CORNER KICK:** referee points at the corner flag where the corner kick is to be taken
- **GOAL SIGNAL:** There is no signal for a goal. BUT a referee may point to the center circle indicating a goal and restart.
- **THROW IN:** To indicate direction of the throw-in, the referee should call out the color of the team who has won the throw in and point in the direction that team is attacking.

Coaches:

- Morris United utilizes Middle and High School age children to referee games.
- Verbal abuse of referees by coaches, players or spectators is NOT tolerated by the club.
- Coaches are responsible for the actions of their players and their team's spectators. Any issues with player or spectator conduct should be brought to the onsite referee coordinator and/or VP of recreation soccer immediately
- Games may be abandoned and coaches, players and spectators may be sanctioned if verbal abuse of referees occurs

Law 6: The Other Match Officials

Division	Local Rules of Competition
Kinder Kicks	✓ No Assistant Referees
Division 6	✓ No Assistant Referees
Divisions 3, 4 & 5	✓ Assistant Referee (AR1 and AR2) roles are performed by one volunteer from each team identified by the coach. The role of the AR is to identify when the whole ball has left the field of play across the touch line, and to indicate the direction of the throw-in. Parent referees should NOT indicate when off-sides or fouls occur.

Guidance for Referees and Coaches:

- ✓ Ensure volunteer assistant referees are aware that the entire ball must cross the touch line for the ball to be out of play.
- ✓ Ensure the volunteer referee understands the scope of his/her duties.
- ✓ Ensure the volunteer referee is mature enough to conduct his/her duties.

Law 7: The Duration of the Match

Division	Local Rules of Competition
Kinder Kicks	<ul style="list-style-type: none"> ✓ 3 x 15 minute mini games with a 3-5 minute break between games ✓ 3-4 water breaks during game
Division 6	<ul style="list-style-type: none"> ✓ 3 x 15 minute mini games with a 3-5 minute break between games <ul style="list-style-type: none"> ○ Teams rotate through available teams for each game
Division 5	✓ 4 x 13 minute quarters with a 3-5 minute break between each quarter
Divisions 3 & 4	✓ 4 x 15 minute quarters with a 3-5 minute break between each quarter

Guidance for Referees and Coaches:

- ✓ Referees for Divisions 3&4 should use discretion when ending a quarter and afford teams the opportunity to press an attack if a goal scoring opportunity is imminent, including from a direct free kick, or a corner kick.
- ✓ Added time should not exceed 1 minute per quarter, and is at the referee's discretion.

Law 8: The Start and Restart of Play

Division	Local Rules of Competition
All Divisions	✓ No changes

Guidance for Referees and Coaches:

- ✓ **Drop Balls:** The referee drops the ball at the place where it was located when play was stopped, unless play was stopped inside the goal area, in which case the referee drops the ball on the goal line parallel to the point nearest where the ball was located when play was stopped. Play restarts when the ball touches the ground
 1. If the ball is directly kicked into the opponents goal a goal kick is awarded
 2. If the ball is directly kicked into the players own goal a corner kick is awarded
 3. If the ball is kicked before the ball touches the ground, the drop ball is retaken

Law 9: The Ball in and Out of Play

Division	Local Rules of Competition
All Divisions	✓ No Changes

Guidance for Referees and Coaches:

- ✓ Ensure volunteer assistant referees are aware that the entire ball must cross the touch line for the ball to be out of play.

Law 10: Determining the Outcome of a Match

Division	Local Rules of Competition
Kinder Kicks, Divisions 5 & 6	✓ Winners of Matches are not recorded
Divisions 3 & 4	<ul style="list-style-type: none">✓ Any match during the regular season (i.e. non-playoff game) with a greater than five goal difference is recorded as a tie.✓ Regular Season – No Overtime. Matches tied after regulation are recorded as a draw.✓ Playoffs – No Overtime. Matches tied after regulation are decided by a best of five penalty kicks. If the match is tied after five penalty kicks, penalty kicks continue until a winner is determined ("sudden death").

Guidance for Referees and Coaches:

- ✓ No player should feel "beaten" when playing recreation soccer. Coaches should manage scores starting at 3 goals and do not let scoring get above a five goal difference:
 - Have player use other games on the field instead of scoring (i.e. complete 10 passes in a row before shooting)
 - Rotate strong players to defense or goalie
 - Play down a man and encourage a "passing" or "possession" game
 - Pull players back on goal kicks and when the goalie is in possession of the ball to allow the opposing team to bring the ball up from the back.
 - Only allow defenders to play in the defensive half of the field.

Law 11: Offside

Division	Local Rules of Competition
Kinder Kicks	✓ Offside Rule is not played
Division 6	✓ Offside Rule is not played
Division 5	<ul style="list-style-type: none"> ✓ The build out line will be used to denote where offside offenses can be called <ul style="list-style-type: none"> ○ Players cannot be penalized for an offside offense between the halfway line and the build out line ○ Player can be penalized for an offside offense between the build out line and the goal line
Division 4	✓ No change
Division 3	✓ No change

Guidance for Referees and Coaches:

- ✓ For a Player to be Offside he/she must meet two criteria:
 - Be in an Offside Position the moment the ball is played by a teammate
 - Player must be in the attacking half of the field (or inside the build out line in Division 5)
 - Player must be between the attacking goal and the second to last defender or ball
 - The ball must not have been played from a goal kick, corner kick or throw-in
 - Be involved in the play by:
 - Interfering with play
 - Interfering with an opponent; or
 - Gaining an advantage by being in the offside position

Law 12: Fouls and Misconduct

Division	Local Rules of Competition
Kinder Kicks	<ul style="list-style-type: none"> ✓ Heading the ball is not permitted. If a player intentionally heads the ball, a free kick will be awarded. ✓ All “ground play” is considered play in a dangerous manner and a free kick should be awarded ✓ Slide tackling is NOT permitted and should be treated as a foul and a direct free kick awarded ✓ All free-kicks are in-direct free kicks ✓ Penalty kicks are not awarded ✓ Disciplinary Sanctions: Cautions (Yellow and Red Cards) are not issued to players. Players acting or persistently acting in a dangerous manner or in a manner which results in a sending off offense for: (1) Violent Conduct; (2) Spitting, or (3) Using Foul or Abusive language should be removed from the field of play by the coach, and a player substituted in his/her position.
Division 6	<ul style="list-style-type: none"> ✓ Heading the ball is not permitted. If a player intentionally heads the ball, an in-direct free kick should be awarded. ✓ All “ground play” is considered play in a dangerous manner and an in-direct free kick should be awarded ✓ Slide tackling is NOT permitted and should be treated as a foul and an in-direct free kick awarded

	<ul style="list-style-type: none"> ✓ All fouls should be treated as in-direct free kicks. ✓ Penalty kicks are not awarded. ✓ Disciplinary Sanctions: Cautions (Yellow and Red Cards) are not issued to players. Players acting or persistently acting in a dangerous manner or in a manner which would result in a sending off offense for: (1) Violent Conduct; (2) Spitting, or (3) Using Foul or Abusive language, should be removed from the field of play by the coach, and a player substituted in his/her position. If a player is removed, the Division Director or VP of Recreation soccer should be notified
Division 5	<ul style="list-style-type: none"> ✓ Heading the ball is not permitted. If a player intentionally heads the ball, an in-direct free kick should be awarded. ✓ NOTE: Penalty kicks are taken at 12 yards ✓ All Ground Play is considered play in a dangerous manner and an indirect free kick should be awarded ✓ Slide tackling is NOT permitted and should be treated as a foul and a direct free kick awarded ✓ Disciplinary Sanctions: Cautions (Yellow and Red Cards) ARE issued to players for the following offenses: CAUTIONIONABLE OFFENSES (YELLOW CARD): <ul style="list-style-type: none"> ○ Unsporting behavior when a player commits a reckless foul ○ Showing dissent to the referee against a decision that has been made ○ Player persistently infringes the rules of the game following a warning from referee for such actions SENDING-OFF OFFENSES (RED CARD): <ul style="list-style-type: none"> ○ Violent Conduct ○ Spitting at an opponent, or any other person ○ Using offensive, insulting or abusive language and/or gestures ✓ Players guilty of a sending-off offense are required to leave the field of play with a parent or guardian, or remain silent on the player bench if a parent or guardian is not available. Failure to abide by this rule may result in the game being abandoned by the referee.
Division 4	<ul style="list-style-type: none"> ✓ Heading the ball is not permitted. If a player intentionally heads the ball, an in-direct free kick should be awarded. ✓ All Ground Play is considered play in a dangerous manner and an indirect free kick should be awarded ✓ Players guilty of a sending-off offense are required to leave the field of play with a parent or guardian, or remain silent on the player bench if a parent or guardian is not available. Failure to abide by this rule may result in the game being abandoned by the referee.
Division 3	<ul style="list-style-type: none"> ✓ All Ground Play is considered play in a dangerous manner and an indirect free kick should be awarded ✓ Players guilty of a sending-off offense are required to leave the field of play with a parent or guardian, or remain silent on the player bench if a parent or guardian is not available. Failure to abide by this rule may result in the game being abandoned by the referee.

Guidance for Referees and Coaches:

- ✓ Players in Kinder Kicks through Division 4 are not permitted to head the ball in games or practices. If a player intentionally heads the ball, a free kick is awarded to the opposing team.
- ✓ Player safety is of paramount importance. Fouls should be called to ensure player safety, and players should be warned (and cautioned when appropriate) for play that endangers player safety.
- ✓ Players in divisions 5 and below who slide tackle should be warned against the action by the referee or on field coach, and a foul awarded. Players who persistently slide tackle should be substituted by the coach and removed from play.
- ✓ Any player guilty of a sending-off offense (RED CARD) must be reported by the Coach and Referee to the Referee Coordinator, Division Director and/or VP for Recreation Soccer. The player's team, name, jersey number and reason for sending off should be reported. Additional disciplinary action may be taken at the discretion of the club based upon the offense committed.
- ✓ Coaches should remove players from play who are behaving in a reckless manner or are demonstrating actions which indicate they may commit a cautionable or sending-off offense.
- ✓ Players who are issued a yellow card should be substituted by the Coach and the reason for the yellow card discussed with the player to ensure a repeat offense does not occur. If the cause for the yellow card is not immediately known, it should be reviewed with the referee at the end of the quarter.
- ✓ Cards are not issued to coaches. However, if a coach is acting in a manner where he/she should be dismissed, the onsite Head of Referees, Division Director or VP of Recreation soccer should be contacted immediately and the game halted until they arrive.
- ✓ Spectators, who are acting in a manner contrary to the spirit of youth soccer, shall be instructed by a parent coach to stop. If they persist with their conduct, they should be asked to leave. If they refuse to leave, the game should be abandoned. Issues with spectators should be brought to the attention of the onsite Head of Referees and VP of Recreation soccer as soon as possible.
- **GOAL KEEPER CONTROL OF THE BALL** : The goalkeeper is considered to be in control of the ball when the ball is
 - held with both hands,
 - held by trapping the ball between one hand and any surface (e.g., the ground, a goalpost, the goalkeeper's body), or
 - holding the ball in the outstretched open palm.

Once established, possession is maintained, when the ball is held as described above, while bouncing the ball on the ground or throwing it into the air. Possession is given up if, after throwing the ball into the air, it is allowed to hit the ground. For purposes of determining goalkeeper possession, the "handling" includes contact with any part of the goalkeeper's arm from the fingertips to the shoulder.

While the ball is in the possession of the goalkeeper, it may not be challenged for or played by an opponent in any manner. An opponent who attempts to challenge for a ball in the possession of the goalkeeper may be considered to have committed a direct free kick foul. However, a ball which is only being controlled by the goalkeeper using means other than the hands is open to otherwise legal challenges by an opponent.

Law 13: Free Kicks

Division	Local Rules of Competition
Kinder Kicks	✓ All free kicks are in-direct free kicks ✓ 8 Yards should be given to players for a free kick
Division 6	✓ All free kicks are in-direct free kicks ✓ 8 Yards should be given to players for a free kick
Division 5	✓ 8 Yards should be given to players for a free kick
Divisions 3&4	✓ No changes

Guidance for Referees and Coaches:

- none

Law 14: The Penalty Kick

Division	Local Rules of Competition
Kinder Kicks	✓ No penalty kicks are awarded
Division 6	✓ No penalty kicks are awarded
Divisions 3, 4 & 5	✓ No Change : Penalty kicks are taken at 12 yards

Guidance for Referees and Coaches:

- Coaches should remove players from play who are behaving in a reckless manner or are demonstrating actions which indicate they may commit a cautionable or sending-off offense.
- Ensure all players remain outside of the penalty area before a penalty kick is taken
- Make sure the goalie understands he/she must remain on the goal line until the kick is taken
- Understand that a double touch occurs if the player taking the penalty kick is the first to touch the ball off of a rebound from the goal post. If a double touch occurs, an indirect free kick is awarded to the opposing team.

Law 15: The Throw-in

Division	Local Rules of Competition
Kinder Kicks	✓ Foul throws are not called
Division 6	✓ Foul throws are called on the first attempt and the player is awarded a retry. Throw-ins are allowed to stand on the second attempt, irrespective if the throw is good or a foul throw.
Division 4 & 5	✓ Foul throws are called on the first attempt and the player is awarded a retry. If a player commits a second foul throw, possession changes to the opposing team
Division 3	✓ No Change – Second Attempts at throw-ins are NOT awarded.

Guidance for Referees and Coaches:

- Referees should indicate to players what infraction resulted in the foul throw being called (i.e. lifting foot, across the touchline, etc.)

Law 16: The Goal Kick

Division	Local Rules of Competition
Kinder Kicks & Division 6	✓ Goal Kicks are taken from anywhere along the Goal Line if a goal box is not present.
Division 5	✓ All attacking players must retreat behind the build out line until the ball is in

	play from a goal kick. A ball is considered in play when it crosses out of the penalty box.
Divisions 3 & 4	✓ No Change

Guidance for Referees and Coaches:

- Coaches should NOT encourage or direct players to crowd the penalty area before an opposing goal kick is taken.

Law 17: The Corner Kick

Division	Local Rules of Competition
All Divisions	✓ No Change

Guidance for Referees and Coaches:

- None

Procedures to Determine Home and Away

Division	Local Rules of Competition
Kinder Kicks	Home / Away Not Required
Division 6	Home / Away Not Required
Division 5	Home / Away Not Required
Division 4	Home / Away Not Required
Division 3	Home / Away Not Required

Guidance for Referees and Coaches:

- Referees should award the call for the coin toss at the start of a match to the team whose captains are ready for the referee's instructions first.
- Make sure captains introduce themselves and shake hands with opposing players and referees

The Technical Area

Division	Local Rules of Competition
Kinder Kicks	• Technical Area not Enforced
Division 6	• Technical Area not Enforced
Division 5	• Technical Area should be enforced between the Top of the Penalty Box and Center Line
Division 4	• Technical Area should be enforced between the Top of the Penalty Box and Center Line
Division 3	• Technical Area should be enforced between the Top of the Penalty Box and Center Line

Guidance for Referees and Coaches:

- Coaches should always remain behind the touchline (except for Kinder Kicks and Division 6 when one coach is allowed on the field).
- Adequate room should be awarded to the Assistant Referees to travel the touchline.

- Referees should ask Coaches to remain between the Goal Area and Center Line when coaching. Persistent infringement of the rule by a Coach should be reported by the Referee to the Referee Coordinator, Division Director or VP for Recreation soccer for further action

Why the Small-Sided Game for Our Younger Players?

- We want our young soccer players to touch the soccer ball more often and become **more skillful** with it! (*Individual technical development*)
- We want our young soccer players to make **more, less-complicated decisions** during the game! (*Tactical development*)
- We want our young soccer players to be more physically **efficient** in the field space they are playing in! (*Reduced field size*)
- We want our young soccer players to have more **individual teaching time** with the coach! Less players on the field and less players on the team will guarantee this! (*Need to feel worthy and need to feel important*)
- We want our young soccer players to have **more, involved playing time** in the game! (*More opportunity to solve problems that only the game presents*)
- We want our young soccer players to have **more opportunity to play on both sides of the ball!** (*More exposure to attacking and defending situations*)
- We want our young soccer players to have **more opportunities to score goals!** (*Pure excitement*)

The Build Out Line

- The build out line promotes playing the ball out of the back in a less pressured setting
- When the goalkeeper has the ball in his or her hands during play from the opponent, the opposing team must move behind the build out line until the ball is put into play
- Once the opposing team is behind the build out line, the goalkeeper can pass, throw or roll the ball into play (punts and drop kicks are discouraged)
- After the ball is put into play by the goalkeeper, the opposing team can cross the build out line and play resumes as normal The opposing team must also move behind the build out line during a goal kick until the ball is put into play
- The build out line will be used to denote where offside offenses can be called
 - Players cannot be penalized for an offside offense between the halfway line and the build out line
 - Player can be penalized for an offside offense between the build out line and the goal line

Concussion Initiative

- Deliberate heading is not allowed in Kinder Kicks, Division 6, Division 5 or Division 4.
- If a player is suspected to have a head injury the referee is instructed to stop play to allow for treatment/evaluation as needed

- The player with the suspected head injury may not return to the game unless a Health Care Professional (HCP) has cleared the player
- Any coach or parent insisting on returning the player to the game without approved clearance will result in the referee ending the game. The matter should be reported to the On Site Referee Manager and/or the VP of Recreation Soccer